

IB Mid-Atlantic  
*Environmental Systems  
& Societies*

---

February 14, 2024





# Agenda

---

01

## Introductions

Introduce ourselves &  
experience with ESS

02

## Tackling the IA

Looking at rubrics &  
grade norming

03

## The Exams

Resource and strategies  
for the May examinations

04

## Teaching Resources

Helping students with  
strategies/materials

05

## Open Discussion



# Welcome

---

Breakfast and coffee are available





# INTRODUCTION

---

Please share your name, school, and experience  
with ESS





02

# The IA

---

Grade Norming & Ideas for Supporting  
Students



# The Internal Assessment

---

There are printed resources available for you


- The assessment guide
- 3 sample IAs from MYIB

You may also want to pull up MYIB



# Grade Norming

---



Review the rubric by  
IB Standards



Practice Grade  
Norming



03

# The Exams

---

Tips & Resources for Better Exam Results





# 04 Teaching Resources

---

Tips & Resources for Better Exam Results



# Thanks!

---

Do you have any questions?



**CREDITS:** This presentation template was created by **Slidesgo**, including icons by **Flaticon** and infographics & images by **Freepik**

Please keep this slide for attribution

# ICON PACK




# ALTERNATIVE RESOURCES

---

Here's an assortment of alternative resources whose style fits the one of this template:

- Watercolor alcohol ink background
- Watercolor spring leaves collection





# RESOURCES

---

Did you like the resources on this template? Get them for free at our other websites:

## VECTORS

- Watercolor world environment day instagram stories collection
- Watercolor world environment day vertical poster template
- Watercolor world environment day background
- Watercolor alcohol ink background
- Watercolor spring leaves collection

## PHOTOS

- Young kid spending time in nature
- Beautiful horse at country side
- Woman at a beach party
- Front view smiley woman holding bowl
- Front view smiley man posing at beach

## ICONS

- Ecology lineal icon pack



# Instructions for use

If you have a free account, in order to use this template, you must credit [Slidesgo](#) by keeping the [Thanks](#) slide. Please refer to the next slide to read the instructions for premium users.

**As a Free user, you are allowed to:**

- Modify this template.
- Use it for both personal and commercial projects.

**You are not allowed to:**

- Sublicense, sell or rent any of Slidesgo Content (or a modified version of Slidesgo Content).
- Distribute Slidesgo Content unless it has been expressly authorized by Slidesgo.
- Include Slidesgo Content in an online or offline database or file.
- Offer Slidesgo templates (or modified versions of Slidesgo templates) for download.
- Acquire the copyright of Slidesgo Content.

For more information about editing slides, please read our FAQs or visit Slidesgo School:

<https://slidesgo.com/faqs> and <https://slidesgo.com/slidesgo-school>

# Instructions for use (premium users)

As a Premium user, you can use this template without attributing Slidesgo or keeping the "Thanks" slide.

## You are allowed to:

- Modify this template.
- Use it for both personal and commercial purposes.
- Hide or delete the "Thanks" slide and the mention to Slidesgo in the credits.
- Share this template in an editable format with people who are not part of your team.

## You are not allowed to:

- Sublicense, sell or rent this Slidesgo Template (or a modified version of this Slidesgo Template).
- Distribute this Slidesgo Template (or a modified version of this Slidesgo Template) or include it in a database or in any other product or service that offers downloadable images, icons or presentations that may be subject to distribution or resale.
- Use any of the elements that are part of this Slidesgo Template in an isolated and separated way from this Template.
- Register any of the elements that are part of this template as a trademark or logo, or register it as a work in an intellectual property registry or similar.

For more information about editing slides, please read our FAQs or visit Slidesgo School:

<https://slidesgo.com/faqs> and <https://slidesgo.com/slidesgo-school>

# Fonts & colors used

This presentation has been made using the following fonts:

## **Fahkwang**

(<https://fonts.google.com/specimen/Fahkwang>)

## **Quicksand**

(<https://fonts.google.com/specimen/Quicksand>)

#13234b

#ffffff

#fefefe

#678d41

#c9d887

#5080d4

#394d85

#a2ce9c

#7ec1f4

# Storyset

Create your Story with our illustrated concepts. Choose the style you like the most, edit its colors, pick the background and layers you want to show and bring them to life with the animator panel! It will boost your presentation. Check out [how it works](#).



Pana



Amico



Bro



Rafiki



Cuate

## Use our editable graphic resources...

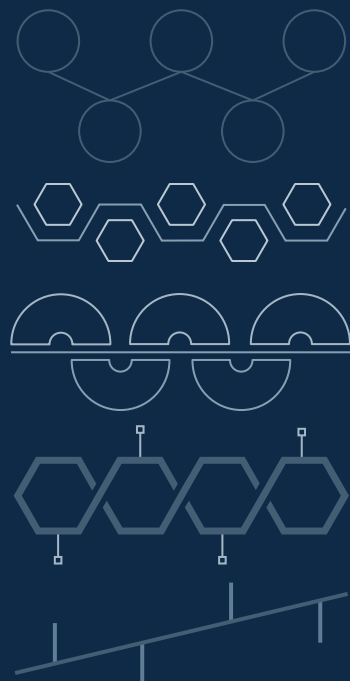
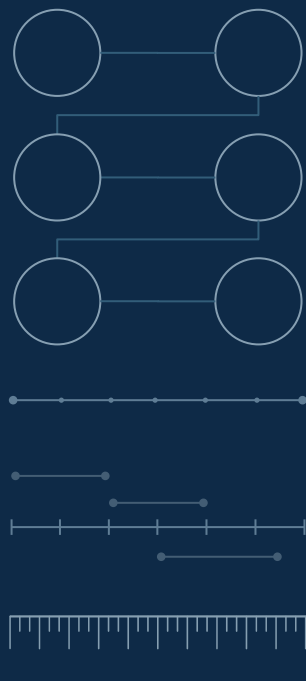
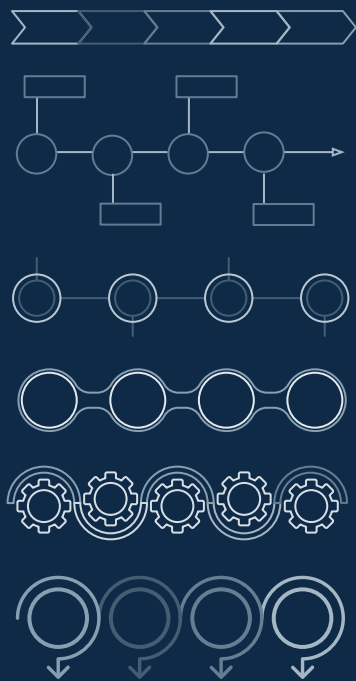
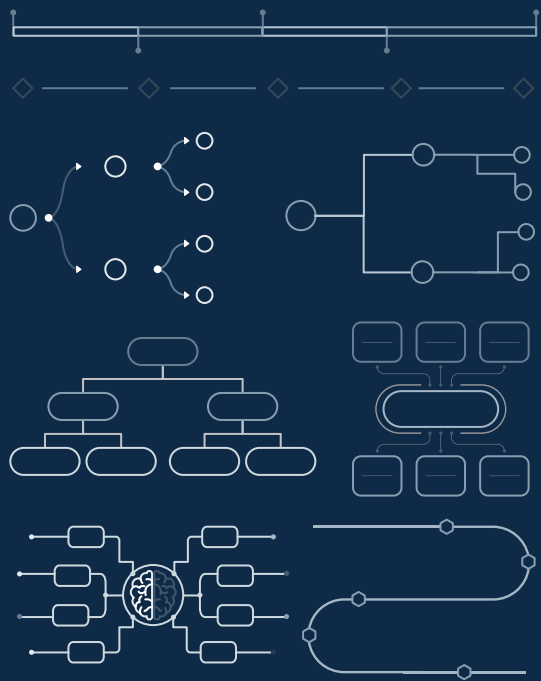
You can easily **resize** these resources without losing quality. To **change the color**, just ungroup the resource and click on the object you want to change. Then, click on the paint bucket and select the color you want.


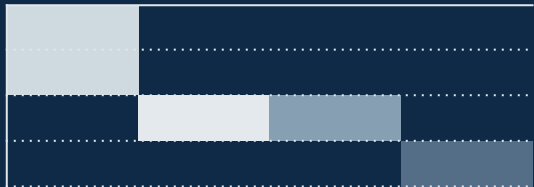

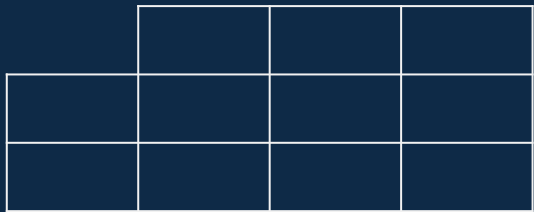
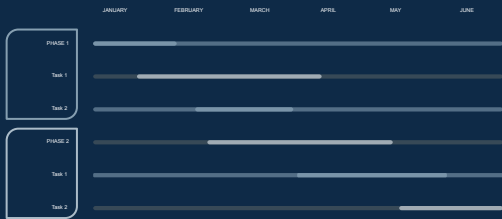
Group the resource again when you're done. You can also look for more [infographics](#) on Slidesgo.



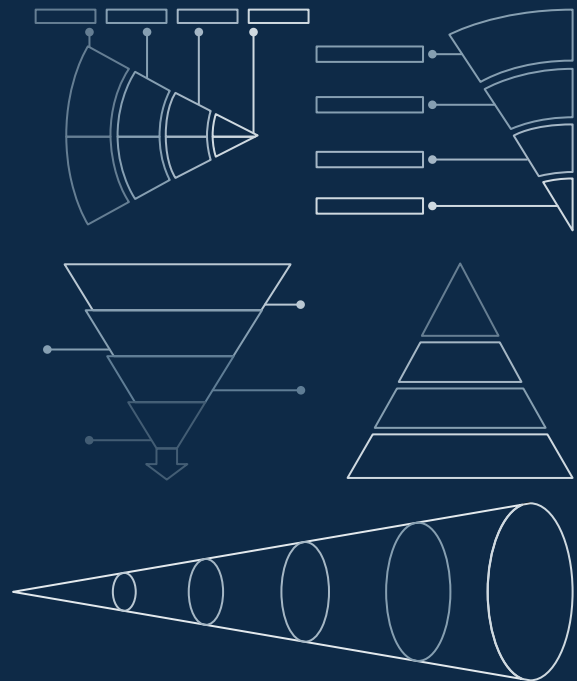
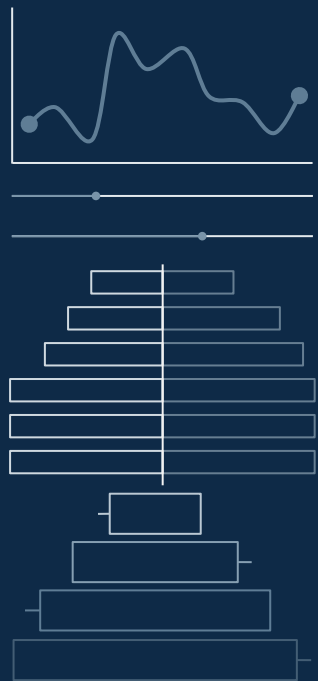
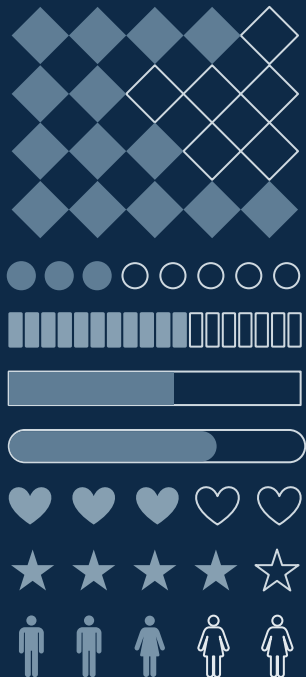















# ...and our sets of editable icons

You can **resize** these icons without losing quality.

You can **change the stroke and fill color**; **just select the icon and click on the paint bucket/pen.**

In Google Slides, you can also use **Flaticon's extension**, allowing you to customize and add even more icons.



## Educational Icons



## Medical Icons



## Business Icons



## Teamwork Icons



## Help & Support Icons



## Avatar Icons



# Creative Process Icons



# Performing Arts Icons





# Nature Icons



# SEO & Marketing Icons



